

ESCRICK NEIGHBOURHOOD PLAN

INITIAL SURVEY RESULTS

JANUARY 2019

SUMMARY OF INITIAL ENGAGEMENT

102 responses from 400 (25% response rate)

Introduction and purpose

In September 2018 an initial survey of residents and businesses was undertaken, to enable Escrick Parish Council (EPC) to establish the priorities for its Neighbourhood Development Plan (NDP). After collation and detailed analysis of the surveys, this document presents the results of that survey. Many thanks again to all those who participated.

This initial survey is the first of many planned community events during the next 12 months, which will give residents and businesses the chance to voice their opinions, influence and shape how Escrick will develop as a place to live and work in the future. During the course of the project, we will utilise external advice where and when this is appropriate.

Some survey feedback covered issues outside the scope of the NDP, or that require more direct immediate action. The Parish Council proposes to progress these issues, in parallel to the NDP project.

Putting the survey data into context

The vast majority of respondents to the survey were residents (93%) with 8 businesses also completing the survey. The most common status of economic activity is retired (44% of respondents) closely followed by full-time workers (40.5%). Of people that work, 63.3% commute to work outside of the parish, with 18% working in the parish. 10% of respondents regularly work from home, and 8% occasionally work from home.

51.9% of households that responded include residents aged over 60, the second most common age group in households being 41-59 with 37.7%. Young people aged up to 21 are present in 36.4% of households. Of respondents, young adults aged 22-40 represent the smallest age group in the parish at 19.5%.

This is a fairly accurate makeup of the parish as a whole according to data available from the last census in 2011. What follows is first a general narrative of the feedback we received, together with a further section analysing the responses to each question in more detail.

What people said they value

People value the community and attractive rural character of Escrick and its green open spaces. High on the list of responses was Escrick's proximity to larger urban areas, the level of services nearby, together with the accessible nature of local leisure and recreation opportunities. For many newcomers to the village, these were the features that made them choose Escrick as a place to live in the first place. All respondents recognise the unique heritage and beauty of Escrick and its immediate environs.

What people voiced as Concerns...

The majority of survey respondents voiced concerns about the impact of the A19 which runs through the village. Comments on traffic density and flow, speeds, safe pedestrian crossing and accessing services were numerous and are a clear concern within the community. Residents also commented on the speed and volume of traffic on Skipwith Road and some others mentioned Carr Lane in this context.

Public transport featured heavily with many requesting improvements to bus services and suggestions for the relocation or rerouting of local bus routes to address concerns relating to crossing the A19. Many respondents felt a shop and post office are required.

What people said they would like to see in future...

Respondents were keen to see new facilities for both young people and senior citizens in the village. When asked to rate the level of facilities and services the most common response was 'good' for sport & leisure, green & open spaces, footpaths & cycle-paths, meeting rooms, public transport, and facilities for families. Facilities for senior citizens were rated 'average' and facilities for young people rated 'poor'. Respondents are supportive of promoting the use and accessibility of cycling in and around the Parish.

What people said about future Economic development...

There is general support for local economic development. Preferred focus areas include professional, agricultural / rural, and workshop based industries. Many respondents supported the idea of a shop or café that would enhance the amenity of the village. There is a clear message that respondents would not support developments, which increase the number of HGVs on our roads, create waste, noise or pollution. These industries are typically large industrial, warehousing or manufacturing related enterprises.

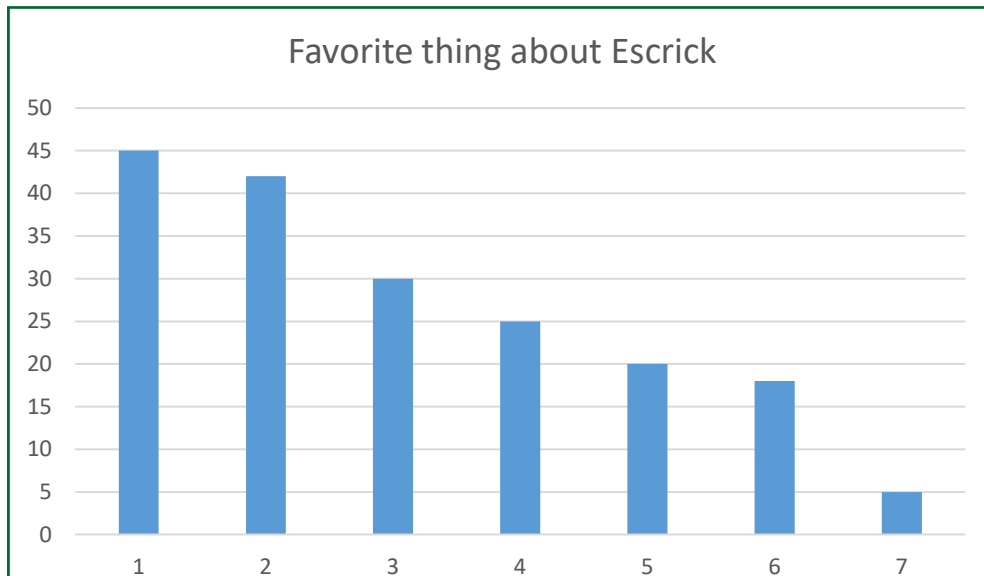
What people said about future Residential development...

Respondents broadly accept the need for modest growth in the village acknowledging additional residents will help contribute to the future sustainability of Escrick and viability of the associated facilities, services and businesses. Residents indicated a slight preference for a small village extension over infill development (60% - 40%), and suggest a mix of house types including starter homes (1-2 bed), medium sized family housing (3-4 bed) and houses suitable for retirement. Any new house types should respond to the existing stock of houses in terms of design and appearance.

SUMMARY OF ENGAGEMENT RESPONSES

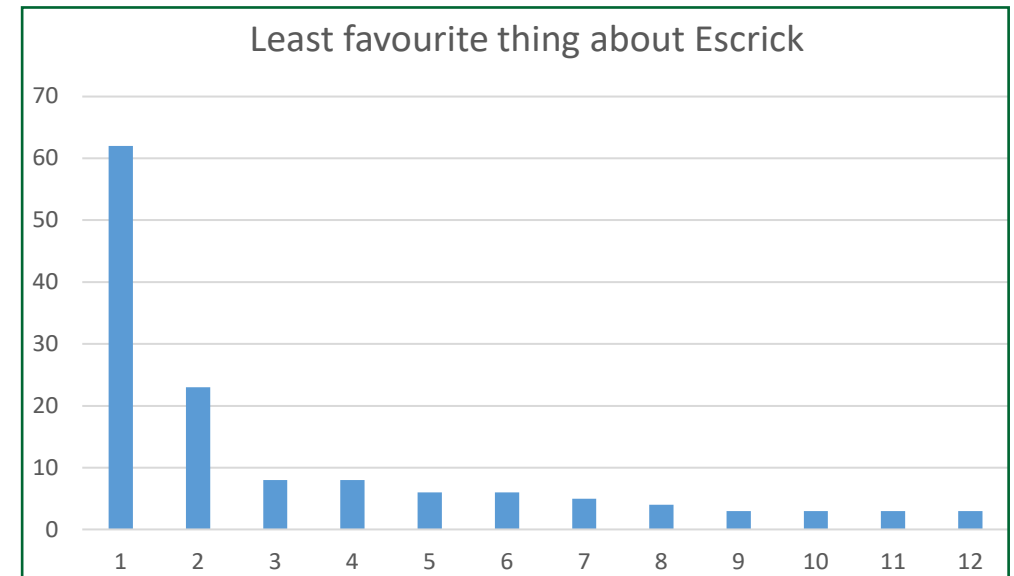
Q1 What do you like the most about Escrick? (102)

1. (45) Location , proximity to Leeds, York, Selby
2. (42) Facilities and amenities including doctors and school
3. (30) Community, people, friendly
4. (25) Countryside, rural, green spaces
5. (20) Quiet, peaceful
6. (18) Leisure and recreation
7. (5) beautiful



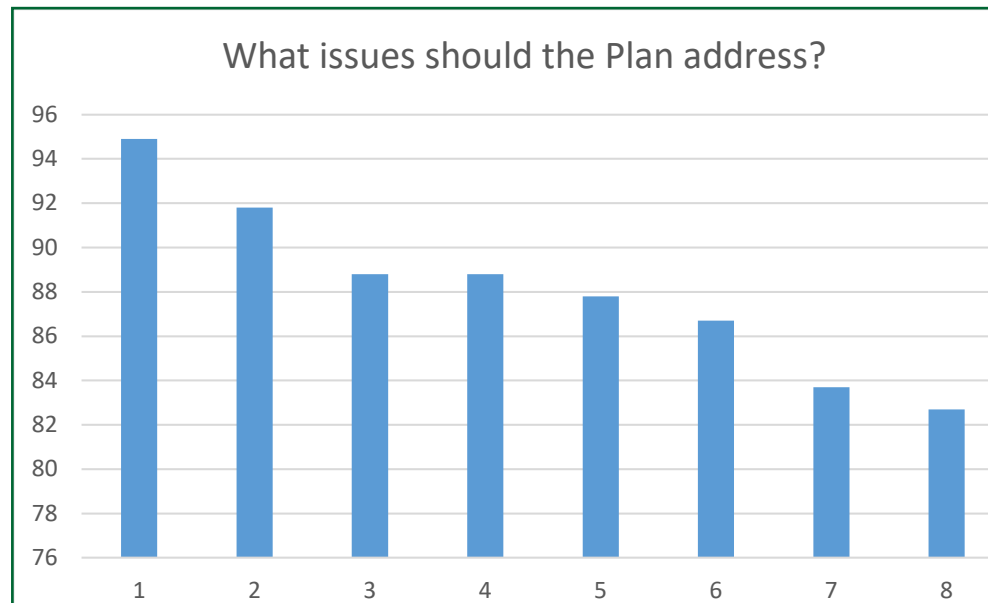
Q2 What do you like least about Escrick? (102)

1. (62) A19, traffic, speeding, junctions, crossing
2. (23) Lack of shops, post office, cafe
3. (8) Smell from abattoir
4. (8) Skipwith Road
5. (6) Poor street lighting
6. (6) Unkempt parts of village, hedges, trees, verges, footpaths
7. (5) Carr lane - school pick up
8. (4) location of bus stop
9. (3) lack of affordable housing
10. (3) declining community spirit
11. (3) not diverse range of ages in village
12. (3) poor cycle path connectivity to wider network



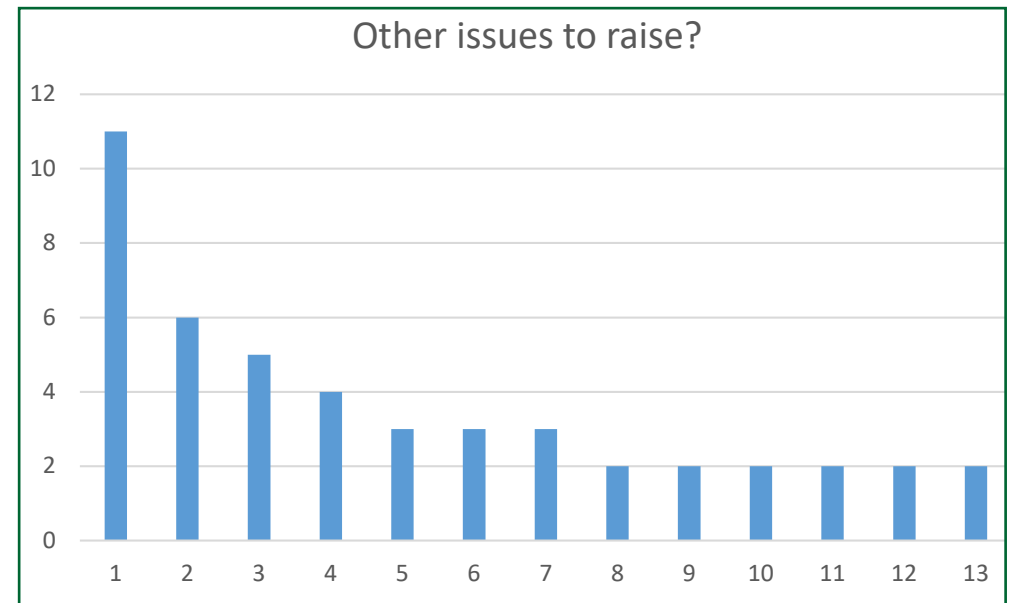
Q3 What issues should the NP address? (98)

1. (94.9%) Transport
2. (91.8%) Conservation & environment
3. (88.8%) Community facilities
4. (88.8%) Green & open spaces
5. (87.8%) Flood risk
6. (86.7%) Housing
7. (83.7%) Local business
8. (82.7%) New building design



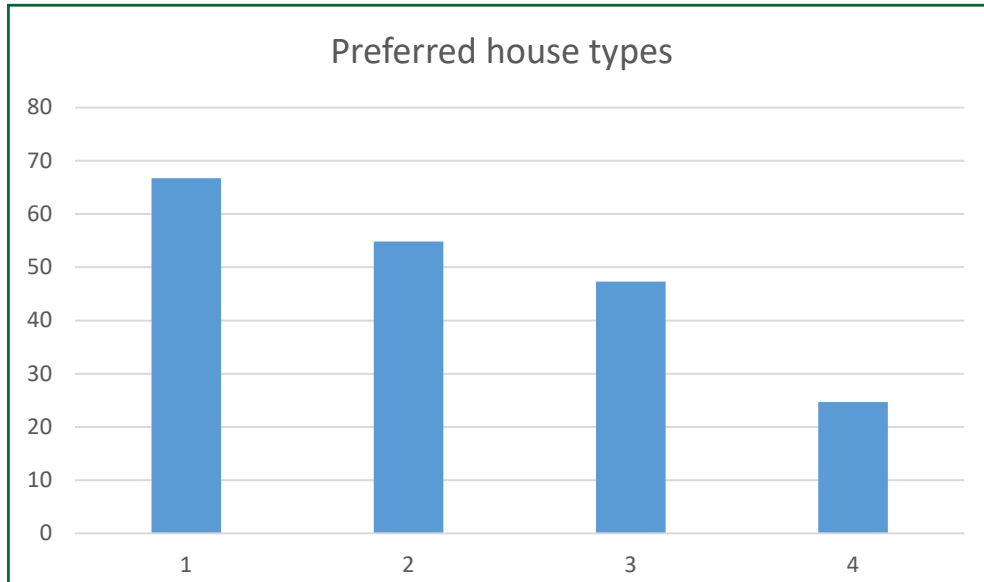
Q4 Other issues to address? (60)

1. (11) A19
2. (6) Young people's facilities
3. (5) Greater mix of ages
4. (4) Need a post office or shop
5. (3) Concerns around old mine / anaerobic digester
6. (3) Concerned about over-development
7. (3) Unkempt - hedges, trees, litter
8. (2) Need more affordable housing
9. (2) Need improved street lighting
10. (2) Need housing for older people
11. (2) abattoir is unsuitable in a residential area
12. (2) Poor condition and maintenance of footpaths
13. (2) Cycle connectivity to wider network



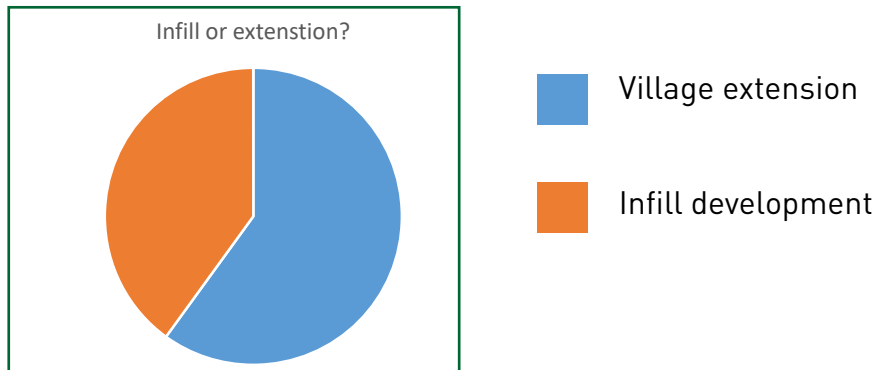
Q5 What types of houses are needed? (93)

1. (66.7%) Medium sized family housing 3-4 bed
2. (54.8%) Small starter homes 1-2 bed
3. (47.3%) retirement homes
4. (24.7%) Large houses 5+ bed



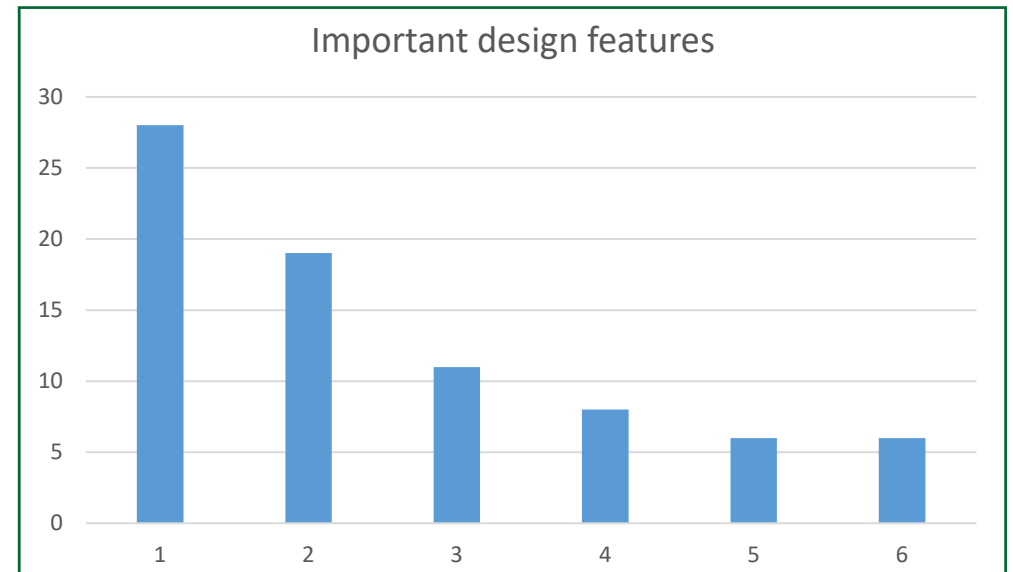
Q6 What form should new development take? (104)

1. (60%) Small development extending the boundary
2. (40%) Infill



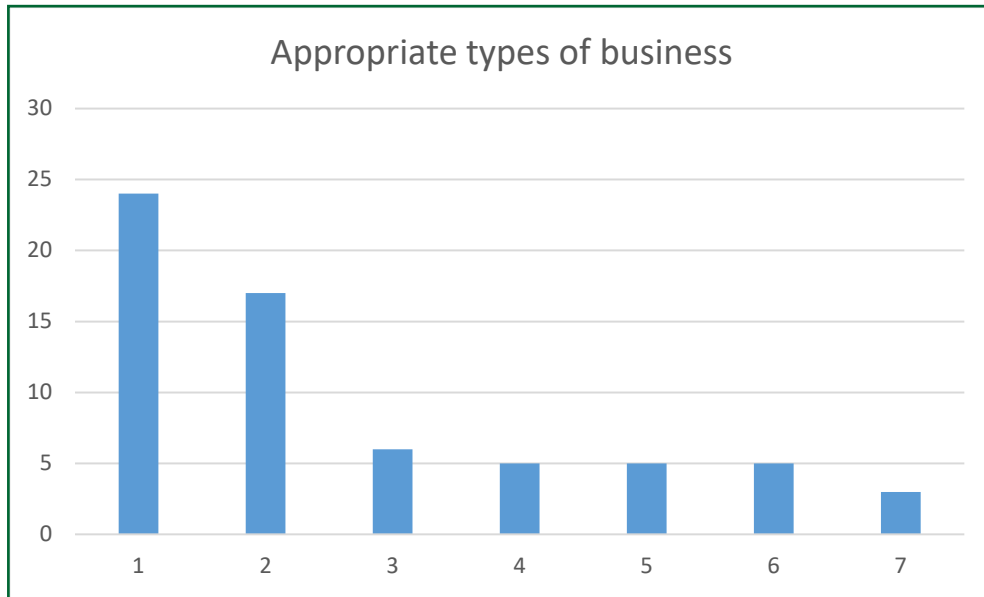
Q7 Important design features to reflect character of Escrick (74)

1. (28) In keeping with existing stock
2. (19) Green spaces and green infrastructure
3. (11) local materials
4. (8) sustainable, environmentally friendly, energy efficient
5. (6) garages, parking
6. (6) mix of housing styles



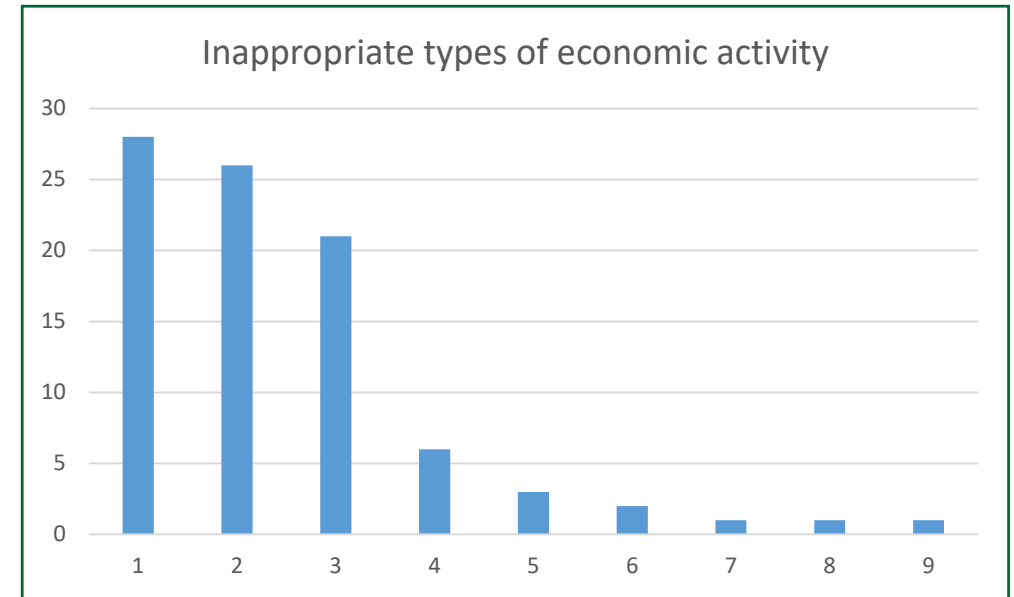
Q8 What types of new business are appropriate? (75)

1. (24) local shop / post office
2. (17) food, eateries, cafe
3. (6) extension of business centre
4. (5) small tech, professional business
5. (5) rural / agricultural business
6. (5) leisure and recreation
7. (3) small workshops , light industry



Q9 What types of businesses are not suitable for Escrick? (64)

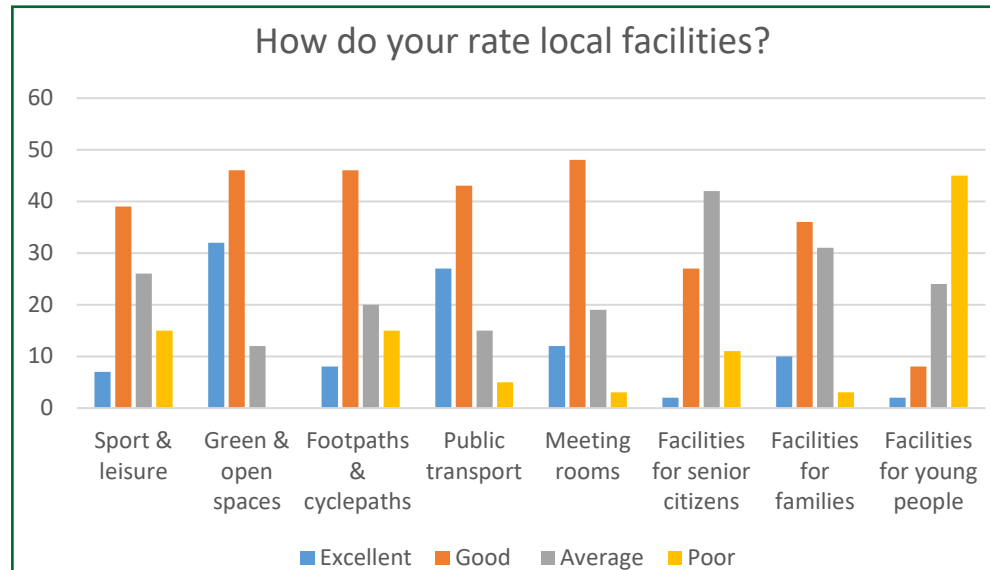
1. (28) manufacturing, heavy industry, industrial, warehousing
2. (26) anything with HGVs
3. (21) industry that creates noise, pollution or waste
4. (6) all types of business
5. (3) entertainment / leisure
6. (2) large companies / chains
7. (1) abattoir
8. (1) betting shops
9. (1) supermarket



Q10 Existing businesses - changes critical to investment (25)

- 1. (1) sustainable increase in local population needed
- = (1) possible demand for shared office space
- = (1) views & vistas were the reason to locate here
- = (1) cafe / food business to support business park

Q11 How do you rate services and facilities locally? (90)



Q12 What would your 3 priorities be improvements to facilities and services? (78)

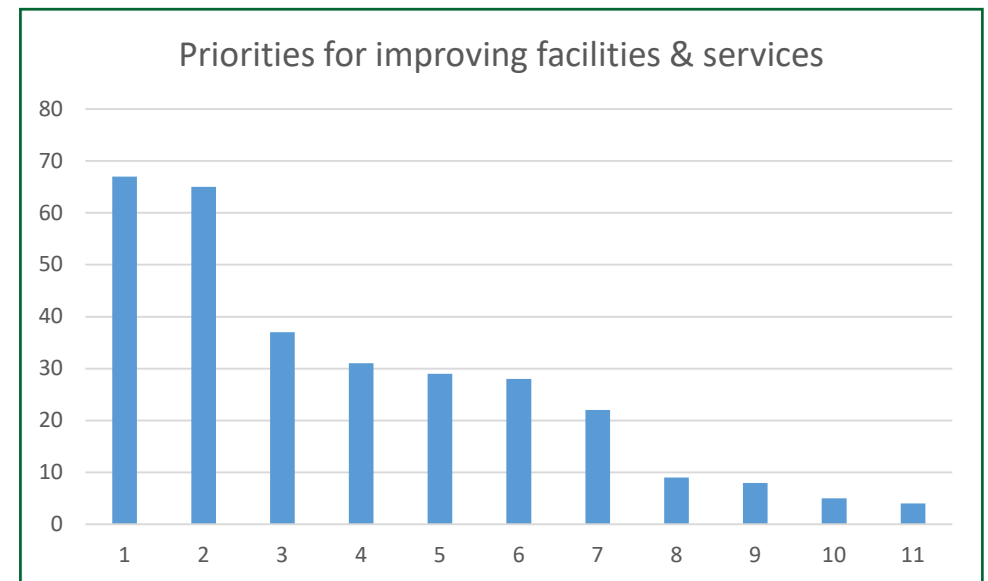
The results have been given the following weights:

1st priority = **3 points**

2nd priority = **2 points**

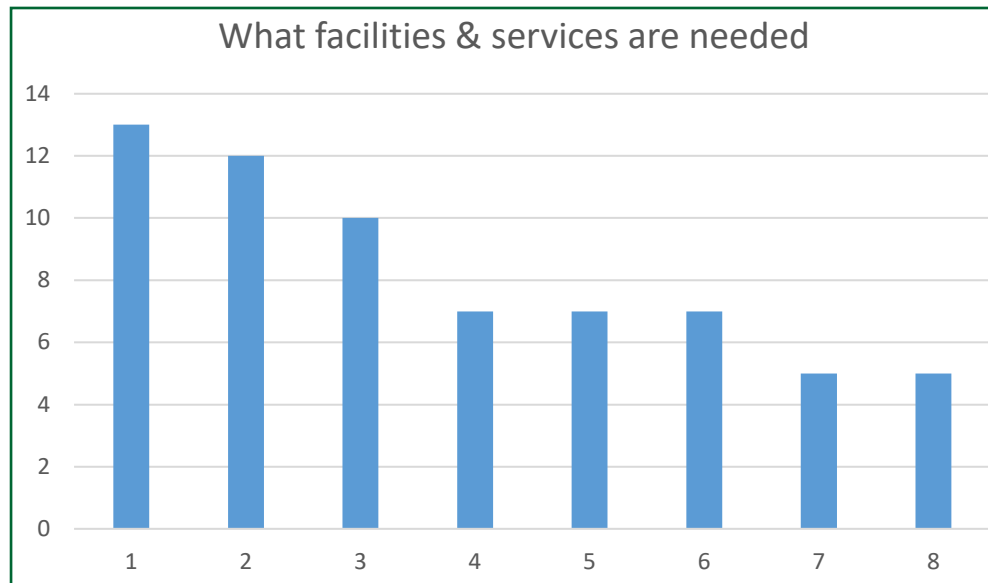
3rd priority = **1 point**

1. Facilities for young people	54+10+3	= 67
2. A19 crossing improvements	51+12+2	= 65
3. Footpaths / cycle route	30+4+3	= 37
4. Bus rerouted through village	15+14+	= 31
5. Local shop / Post office	18+10+1	= 29
6. Speed calming (Skipwith/Carr)	24+2+2	= 28
7. Sports and leisure	15+6+1	= 22
8. Green space	6+2+1	= 9
9. Facilities for families	3+4+1	= 8
10. Houses for younger people	3+2	= 5
11. Meeting rooms	3+1	= 4

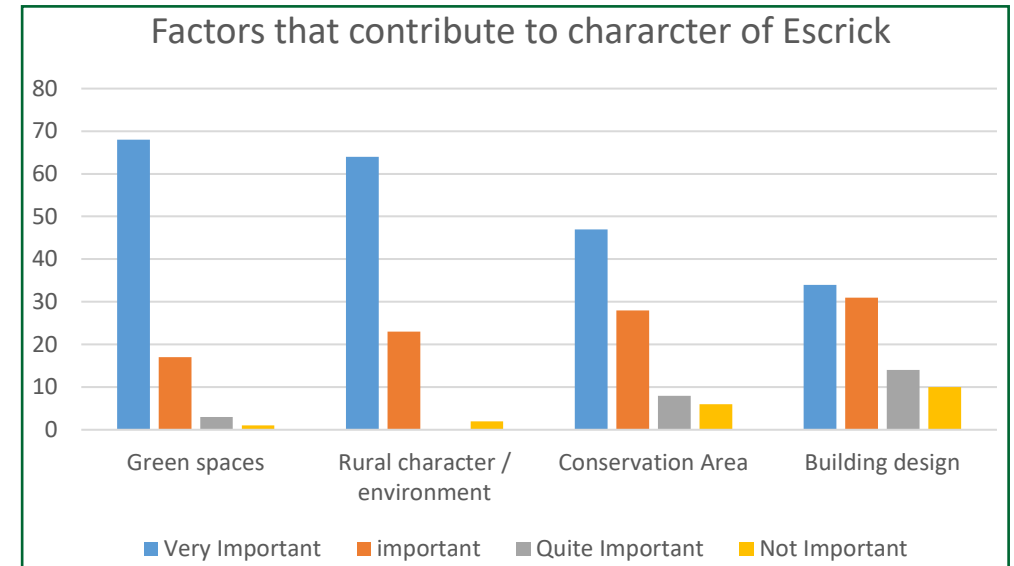


Q13 What facilities and services are needed? (65)

- 1. Facilities for young people (13)
- 2. Shops (12)
- 3. Post office (10)
- 4. Gym facilities (7)
- 5. Buses through the village (7)
- 6. Sport & Leisure facilities (7)
- 7. Better maintained footpaths (5)
- 8. Better cycle connectivity (5)



Q14 How important are the following in terms of their contribution to the character of Escrick?

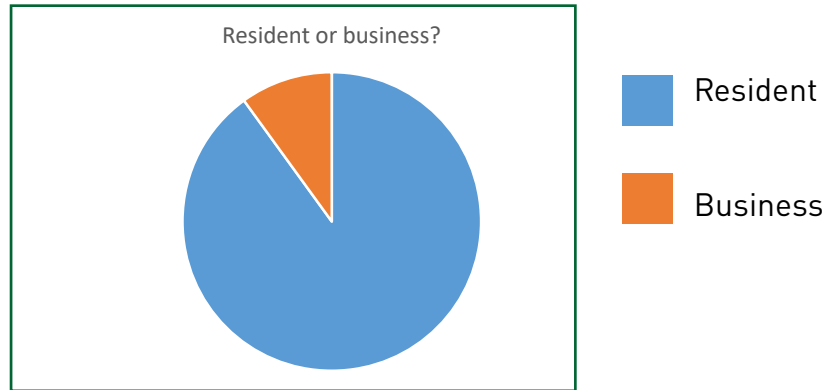


Q15 - Issues with roads, parking and traffic (86)

- 1. (34) Crossing the A19
- 2. (24) Speed calming on A19, Skipwith Rd & Carr Ln (30mph limit)
- 3. (22) Traffic lights, or other improvement at Skipwith / A19 junction
- 4. (13) Issues with school parking / drop-off
- 5. (6) build a bypass
- 6. (4) village car park?, too much parking on pavements
- 7. (3) reinstate buses through village,
- 8. (3) poor existing access to cycle path network

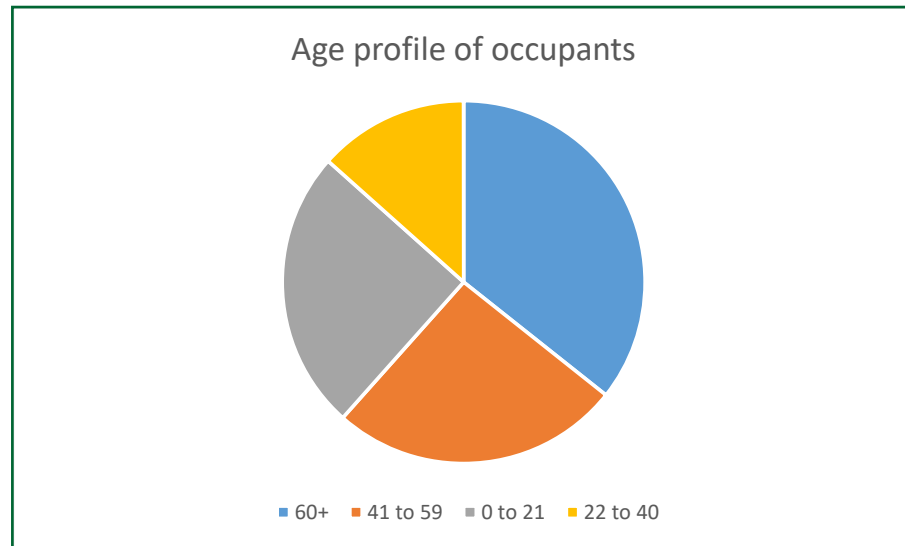
Q17 Are you a resident or a business? (88)

- 1. Resident (80) = 90%
- 2. Business (8) = 10%



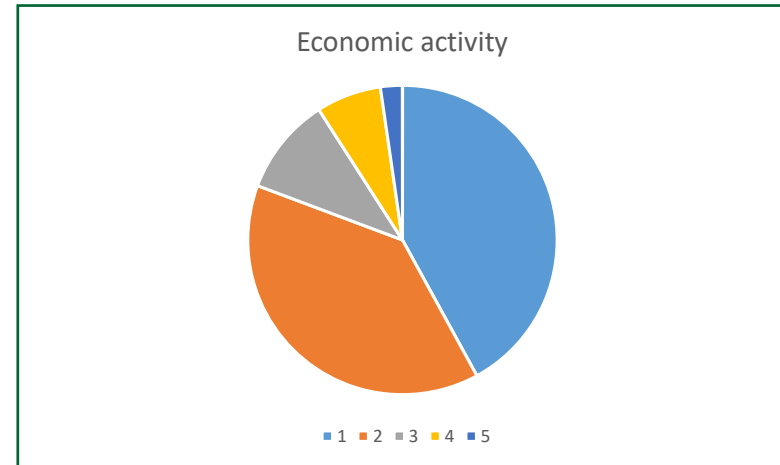
Q18 If you are a resident how many people in the following age groups live in your household? (77)

- 1. 60+ = 51.9%
- 2. 41-59 = 37.7%
- 3. 0-21 = 36.4%
- 4. 22-40 = 19.5%



Q19 Economic activity of main respondent (84)

- 1. Retired (37) = 44%
- 2. Full-time employment (34) = 40.5%
- 3. Part-time employment (9) = 10.7%
- 4. Self-employed (6) = 7.1%
- 5. Homemaker (2) = 2.4%



Q20 If you work, what best describes your work pattern?

- 1. Commute to work outside the parish (31) = 63.3%
- 2. Travel to work inside the parish (9) = 18.4%
- 3. Regularly work from home (5) = 10.2%
- 4. Occasionally work from home (4) = 8.2%

